

FICTION 1






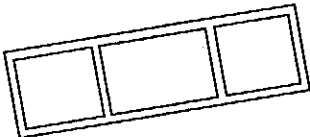


Independent Reading Contract

Book Title _____

This book was: (easy) **1** **2** **3** **4** **5** (difficult)

Complete the activities based on your independent reading book.
When you have finished an activity, check the box.


Activities marked with an asterisk * have an activity sheet.

Reading	Writing	Skills	Art
(Do all 4.)	(Choose ____)	(Choose ____)	(Choose ____)
Before Reading Think about why you chose to read this book. Write three reasons it appealed to you.	*Write a letter about your book to your school librarian. 	*Accelerate with action verbs from your book. 	Draw a map of your book's setting. 
Halfway Point Write a prediction about the ending.	*Recommend your book to three famous people. 	*Step up your vocabulary with new words. 	Create a comic strip with the characters from your book. 
After Reading Share your favorite passages with a classmate. Explain why they were your favorite.	*Interview a character. 	*Go on an apostrophe search. they're cats'	Make a time capsule with drawings, objects, and writing to represent your book.
After Reading *Complete a fiction conference form and schedule a conference with your teacher.	*Write a persuasive paragraph from a character's point of view.	*Find 8 prepositional phrases. to the store up the tree	Make up a game about your book. 

Name _____ Date _____

Book Title _____

Letter to a Librarian



Write a letter to your school or local librarian. Explain why a librarian should or should not recommend this book. Include specific details about the book and why students your age would or would not like to read it.


A large rectangular writing area with a dotted border. It contains several horizontal lines for writing, with a blank space at the top right and bottom right for an address and return address.

Name _____ Date _____


Book Title _____

Famous Recommendations


Think of three famous people who might enjoy your book. (They can be from any time period.) Draw a picture of each person in the frames. Then write why you would recommend the book to each of them. Include specific reasons.



Person's Name: _____



Person's Name: _____




Person's Name: _____

Name _____ Date _____

Book Title _____

Interview a Character

Choose a character to interview. In the speech balloons on the left, write questions for that character. In the speech balloons on the right, write what you think the character might answer. You might ask why the character acted a certain way or how the character felt at different times in the story.



Question:

Answer:

Question:


Answer:

Name _____ Date _____

Book Title _____

Accelerate With Action Verbs

Look in your book for interesting verbs that express action. Write a verb in each road sign.



Ready-to-Use Independent Reading Management Kit: Grades 4-6 Scholastic Professional Books

Name _____ / Date _____

Book Title _____

Step Up Your Vocabulary!

Find two new words in your book.
Fill in the information in each
box. You may fill in more than
one sheet to step up your
vocabulary even more!

Your own sentence that uses the word

Sentence from your book that uses the word

Synonym(s)

Definition

Word

Your own sentence that uses the word

Sentence from your book that uses the word

Synonym(s)

Definition

Word

Name _____ Date _____

Book Title _____


Apostrophe Search

Apostrophes can be used in contractions.

EXAMPLES: **it's = it is** **they're = they are**

Apostrophes can also be used to show possession.

EXAMPLES: **Brendan's bicycle** **cats' tails**



Look in your book for words with apostrophes. Write them in the appropriate column. If the apostrophe shows possession, also write the object that is owned.

Contractions	Possession
you're	Jen's desk