

FICTION 2


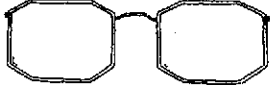


Independent Reading Contract

Book Title _____

This book was: (easy) **1** **2** **3** **4** **5** (difficult)

Complete the activities based on your independent reading book.
When you have finished an activity, check the box.

Activities marked with an asterisk * have an activity sheet.

Reading	Writing	Skills	Art
(Do all 4.)	(Choose ____)	(Choose ____)	(Choose ____)
<p>Before Reading</p> <p>*Make a vocabulary-building bookmark.</p>	<p>*Write a setting postcard.</p> 	<p>*Fill in the double- vision verb sheet with <i>-ing</i> verbs.</p> 	<p>*Design a CD cover. Think of song titles that relate to your book.</p>
<p>Halfway Point</p> <p>Find an interesting dialogue between two characters. Ask a classmate to join you in reading it aloud, like a script.</p>	<p>*Make a character wish list.</p> 	<p>*Find awesome adverbs in your book.</p> <p style="text-align: center;">gently</p>	<p>Imagine that your class is putting on a play based on your book. Make a poster to advertise the play.</p>
<p>After Reading</p> <p>Write and study the definitions of your bookmark words. Ask a classmate to quiz you on them.</p>	<p>*Write a news article.</p> <p style="text-align: center;">Who? What? When? Why? Where?</p>	<p>*Create a vocabulary scramble and challenge a classmate to solve it.</p> <p style="text-align: center;">CRESBLAM</p>	<p>Look in magazines for pictures of people that remind you of characters from your book. Make a collage and write the characters' names.</p>
<p>After Reading</p> <p>*Complete a fiction conference form and schedule a conference with your teacher.</p>	<p>*Compose a shaped poem.</p> 	<p>*Play Proper Noun Concentration.</p> <div style="display: flex; justify-content: space-around; align-items: center;"> <div style="border: 1px solid black; padding: 2px; text-align: center;">proper noun <u>Serena</u></div> <div style="border: 1px solid black; padding: 2px; text-align: center;">common noun <u>girl</u></div> </div>	<p>Draw or paint an abstract or realistic picture that represents the theme of the book. Write a title that relates to the theme.</p>


Ready-to-Use Independent Reading Management Kit: Grades 4-6 Scholastic Professional Books

Name _____ Date _____

Book Title _____

Noteworthy News Article

The climax is the most exciting part of a story. It tells how the conflict or problem is resolved. Write an article for a newspaper, describing the climax of your book. Draw a picture and write a caption beneath it. Answer the questions below.



1. Who? _____

2. What? _____

3. When? _____

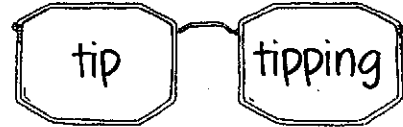
4. Where? _____

5. Why was this event so important?

Name _____ Date _____

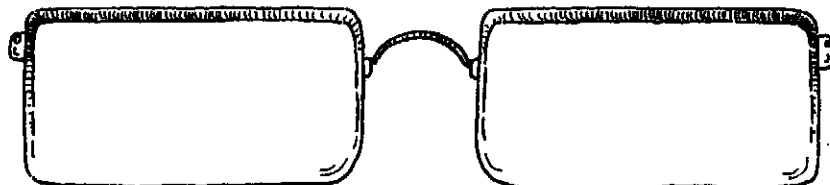
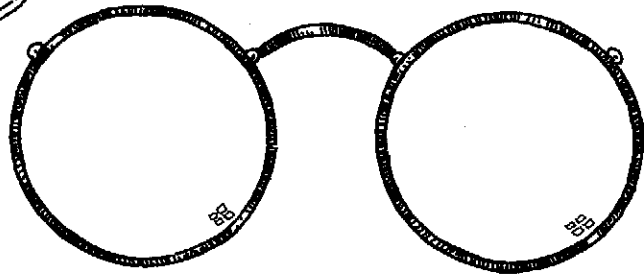
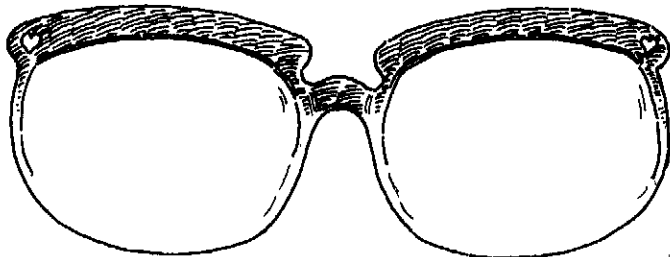
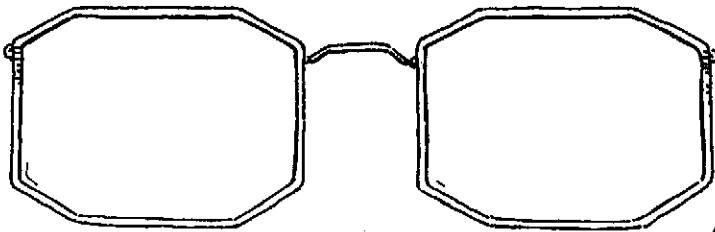

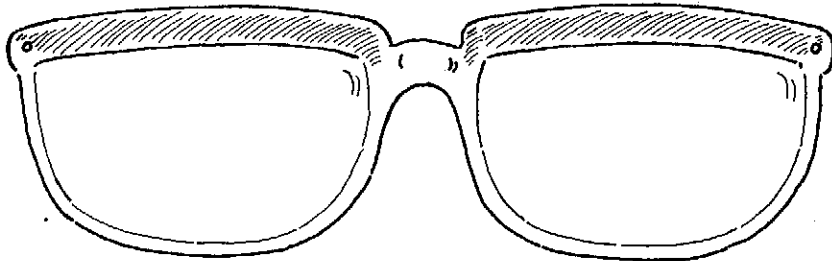
Book Title _____

Double-Vision Verbs



If a verb has one syllable, has a short-vowel sound, and ends in a single consonant, then double the final consonant before adding *-ing*.

Look in your book for verbs that require you to double the final consonant when adding *-ing*. Fill in the eyeglasses below. Write the verb on the left side and the verb plus *-ing* on the right side.




Name _____ Date _____

Book Title _____

Awesome Adverbs

An adverb is a word that describes a verb. Look in your book for interesting adverbs and write them in the left-hand column. Then write a sentence using each adverb. Draw an arrow from the adverb to the verb it describes. The first one has been done for you.



Adverb Sentence

1. gently The snow fell gently throughout the night.

2. _____

3. _____

4. _____

5. _____

6. _____

7. _____

8. _____

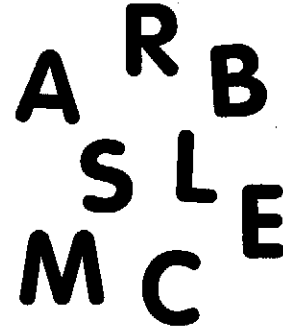
9. _____

10. _____

Name _____ Date _____

Book Title _____

Vocabulary Scramble



Make a vocabulary scramble! First look in your book for new vocabulary words. (They should have nine letters or fewer so that they will fit in the boxes below.) Look up each word in the dictionary and write the definition as a clue. Then scramble the order of the letters in each word and write them in the boxes. Write the answers at the bottom of the page, then fold along the line to hide the answers. Challenge a classmate to unscramble the words.

EXAMPLE:

A	R	B	S	L	E	M	C
---	---	---	---	---	---	---	---

 Write a letter in each box.

Clue: to mix up

Word: SCRAMBLE

1.

--	--	--	--	--	--	--	--	--

Clue: _____

Word: _____

4.

--	--	--	--	--	--	--	--	--

Clue: _____

Word: _____

2.

--	--	--	--	--	--	--	--	--

Clue: _____

Word: _____

5.

--	--	--	--	--	--	--	--	--

Clue: _____

Word: _____

3.

--	--	--	--	--	--	--	--	--

Clue: _____

Word: _____

6.

--	--	--	--	--	--	--	--	--

Clue: _____

Word: _____

Answers: 1. _____ 3. _____ 5. _____

2. _____ 4. _____ 6. _____

Name _____ Date _____

Book Title _____

Proper Noun Concentration

A proper noun names a particular person, place, or thing. It's easy to spot proper nouns because they are capitalized. Look in your book for proper nouns. Write each proper noun in a box. In the box next to it, write the appropriate common noun. When you are finished, cut out the boxes, place them facedown, and play Concentration. Try to find matching pairs of proper and common nouns.

proper noun <u>Serena</u>	common noun <u>girl</u>	proper noun <u>Sylvester</u>	common noun <u>cat</u>
proper noun <u>Texas</u>	common noun <u>state</u>	proper noun _____	common noun _____
proper noun _____	common noun _____	proper noun _____	common noun _____
proper noun _____	common noun _____	proper noun _____	common noun _____
proper noun _____	common noun _____	proper noun _____	common noun _____
proper noun _____	common noun _____	proper noun _____	common noun _____
proper noun _____	common noun _____	proper noun _____	common noun _____
proper noun _____	common noun _____	proper noun _____	common noun _____

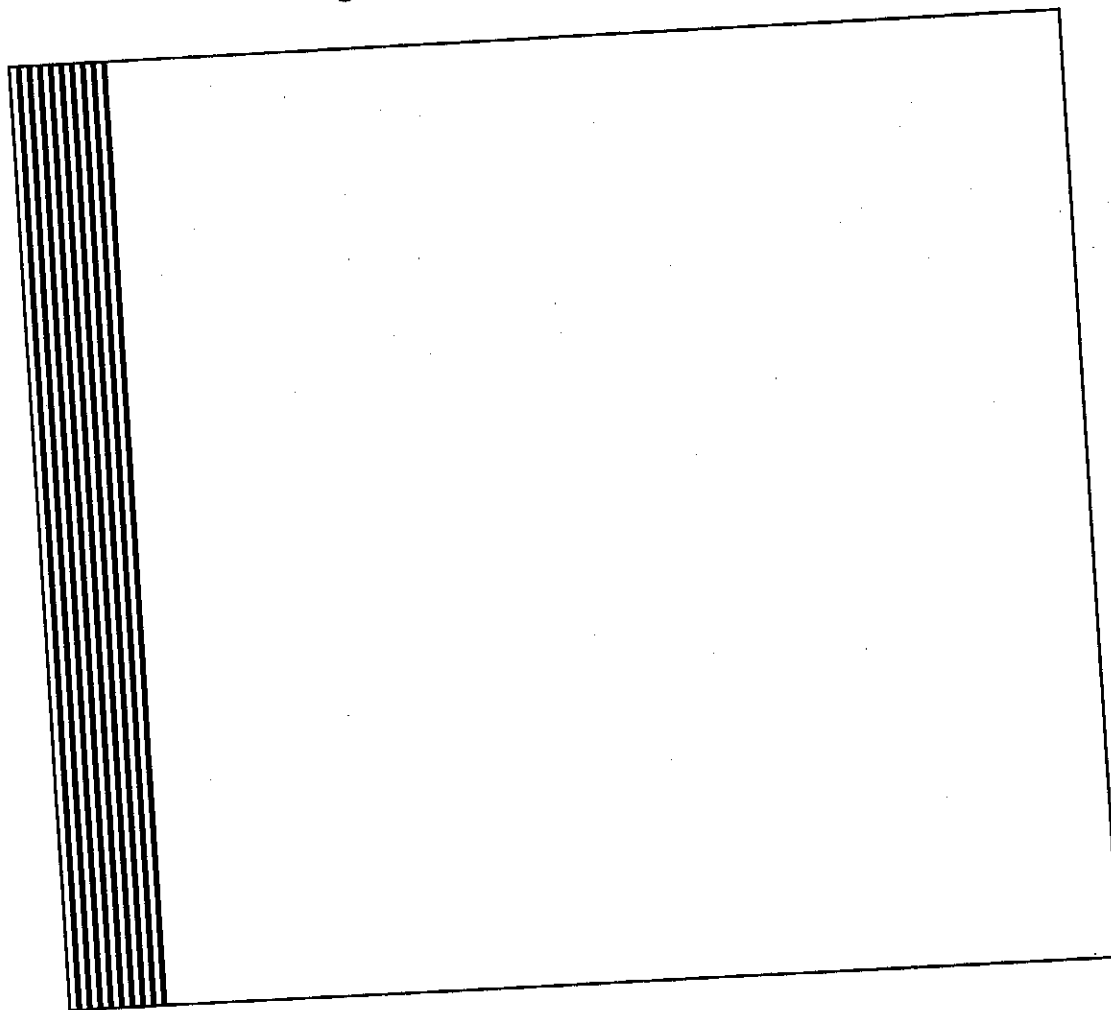
Ready-to-Use Independent Reading Management Kit: Grades 4-6 Scholastic Professional Books

Name _____ Date _____

Book Title _____

CD Cover

Imagine that a band has made a CD of songs that are about your book. Design a CD cover that represents the book. On the lines, write song titles that relate to the book.



Song Titles:
