

FICTION 4


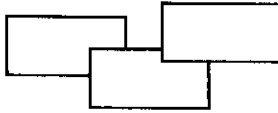
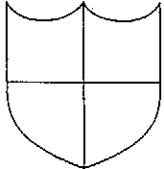
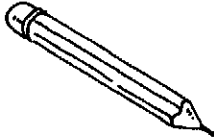


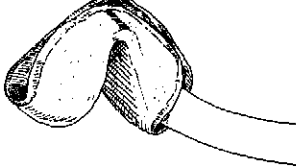
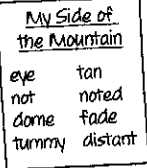
Independent Reading Contract

Book Title _____

This book was: (easy) **1 2 3 4 5** (difficult)

Complete the activities based on your independent reading book.
When you have finished an activity, check the box.

Activities marked with an asterisk * have an activity sheet.

Reading	Writing	Skills	Art
(Do all 4.)	(Choose ____)	(Choose ____)	(Choose ____)
<p>Beginning of Book</p> <p>Notice the point of view. Is the story told by an all-knowing narrator or by one of the characters?</p>	<p>*Write a letter to the author.</p> 	<p>*Create a spelling game with words from your book.</p> 	<p>*Create a coat of arms for a character.</p> 
<p>Beginning of Book</p> <p>*Look for descriptions that involve the five senses. Write them in your sensory chart.</p>	<p>*Fill in a plot paragraph.</p> 	<p>*Find linking verbs.</p> 	<p>Draw or paint a picture of a main setting in the book. Label those elements that are important to the story.</p>
<p>Halfway Point</p> <p>*Continue to fill in your sensory chart. Share your chart with another student.</p>	<p>*Grade a character.</p> <p>Friendship A+</p> <p>Generosity B-</p>	<p>*Unlock the prefixes and root words.</p> 	<p>Draw or cut out pictures from magazines that represent the conflict, and glue them onto construction paper to make a collage.</p>
<p>After Reading</p> <p>*Complete a fiction conference form and schedule a conference with your teacher.</p>	<p>*Write character fortune cookies.</p> 	<p>*Fill in a topsy-turvy title sheet.</p> 	<p>Make a poster advertising the theme of the book. Draw several pictures that relate to the theme. Write a caption beneath each.</p>


Ready-to-Use Independent Reading Management Kit: Grades 4-6 Scholastic Professional Books

Name _____ Date _____

Book Title _____

Sensory Chart

Look for descriptions that involve the five senses, such as “the wind whispered through the trees” or “the smell of freshly baked bread filled the house.” Write an example from the book for each of the senses. Include the page number for reference.



Sense	Example From Book	Page
Hearing	<hr/> <hr/> <hr/>	
Smelling	<hr/> <hr/> <hr/>	
Seeing	<hr/> <hr/> <hr/>	
Tasting	<hr/> <hr/> <hr/>	
Feeling	<hr/> <hr/> <hr/>	

Name _____ Date _____

Book Title _____

Letter to the Author

Write a letter to the author of your book. Describe your reactions to the characters, plot, setting, conclusion, and any other part of the story. Include questions for the author about the book and the writing process. You might also include suggestions for a sequel to the book.

Date _____

Dear _____

Sincerely,

Name _____ Date _____

Book Title _____

Plot Paragraph

The problem in this book begins when _____

After that, _____

Then, _____

Next, _____

Finally, the problem is resolved when _____

At the end of the story, _____

Name _____ Date _____

Book Title _____

Grade a Character

Characters often have strengths and weaknesses. Choose a character from the book. Give the character a grade for each category. Beside the grade, explain why you gave that grade and provide an example to support your explanation.

Character's Name _____

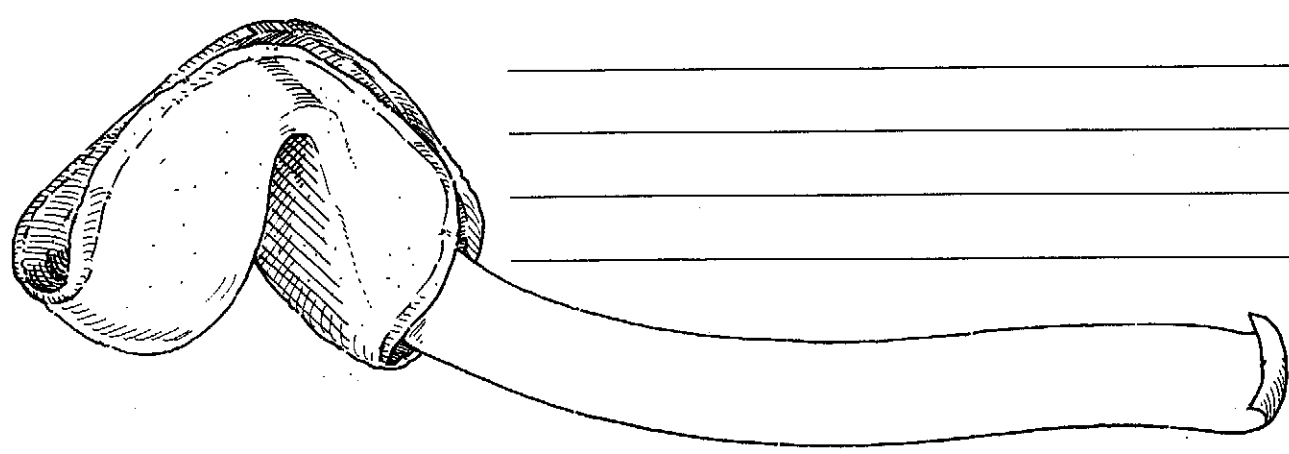
Category	Grade	Explanation and Example
Responsibility		_____ _____
Thoughtfulness		_____ _____
Friendship		_____ _____
Generosity		_____ _____
Sense of humor		_____ _____
Problem solving		_____ _____
Compassion		_____ _____

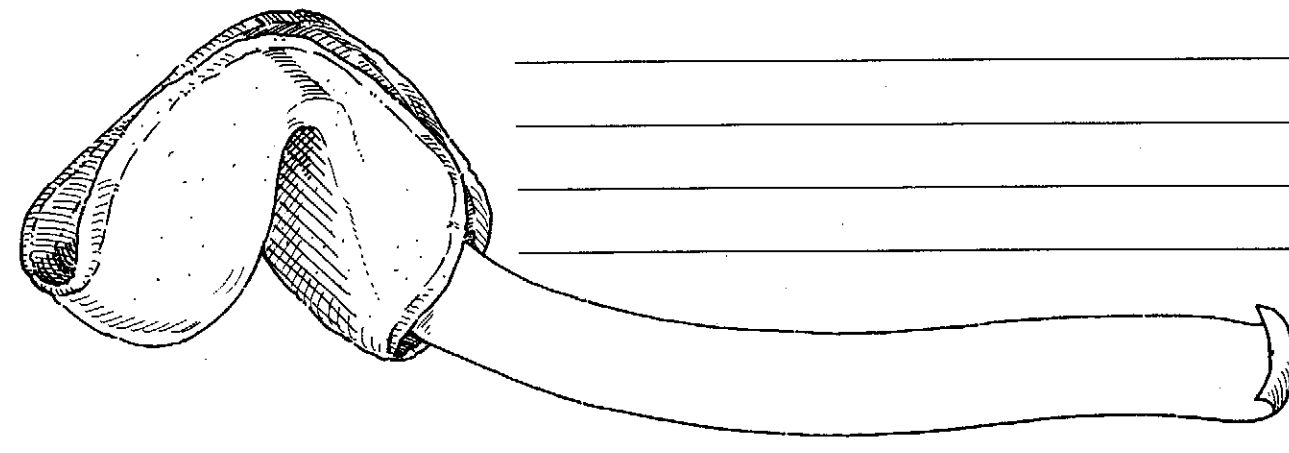
Name _____ Date _____

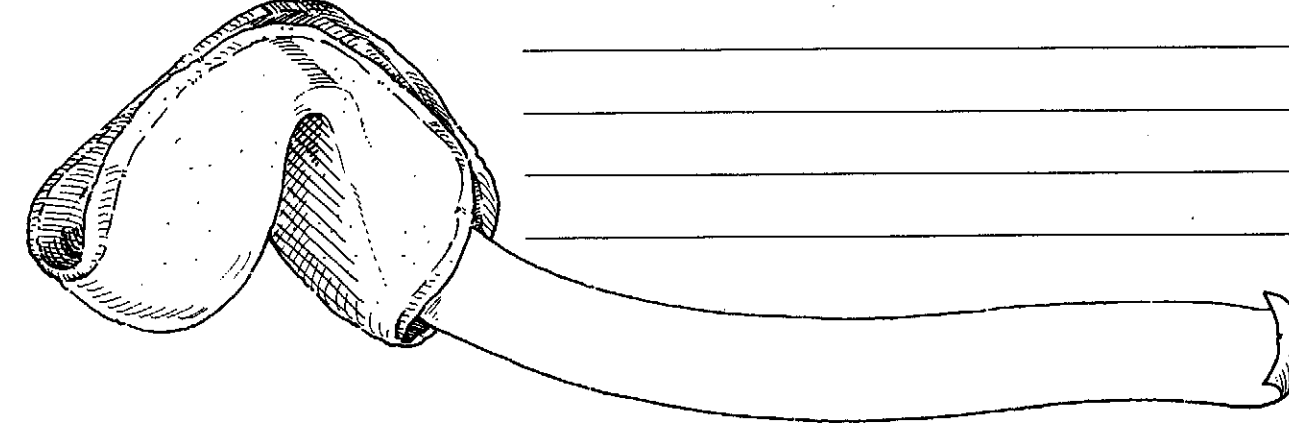
Book Title _____

Character Fortune Cookies

Imagine that at the beginning of the book, the main character breaks open three fortune cookies and reads the fortunes inside. What does the character learn about his or her future? Write a fortune in each cookie. On the lines, write what happens in the book to support that fortune.







Ready-to-Use Independent Reading Management Kit: Grades 4-6 Scholastic Professional Books

Name _____ Date _____

Book Title _____

Super Spellers Game

Setup

Look through your book for words that may be difficult to spell. Write a word on each card. Cut out the cards and place them facedown in a pile.

Play (2 players)

One player draws a card and reads the word to the other player. The player who hears the word tries to spell it. If the player spells the word correctly, he or she keeps the card. If not, the card is returned to the bottom of the pile. Players switch roles. When there are no cards left, the player with more cards wins.

Name _____ Date _____

Book Title _____

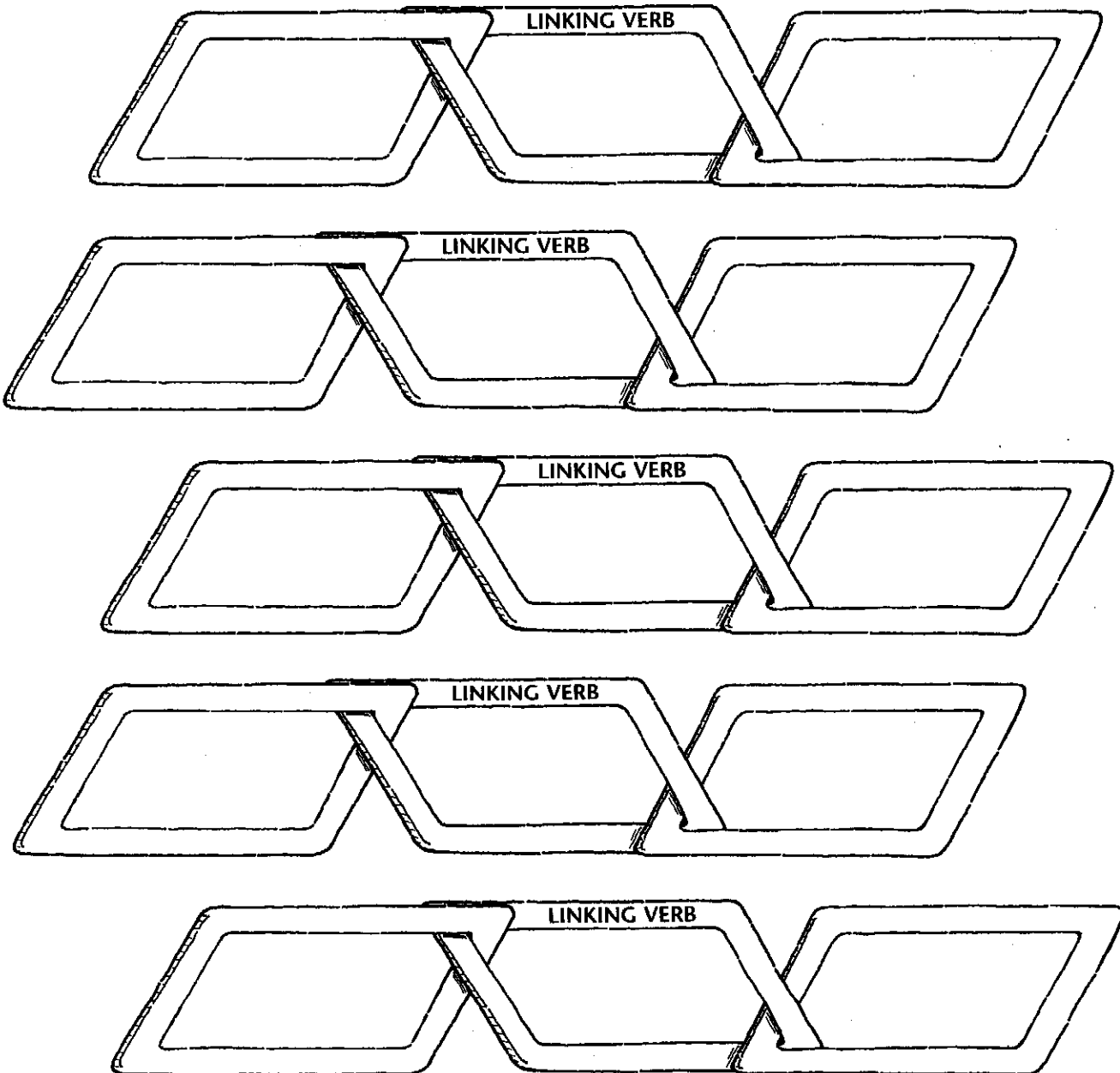
Linking Verbs



A linking verb links the subject to its predicate.

EXAMPLES: **I am happy.** Linking verb = **am** (links *I* to *happy*)

Look in your book for linking verbs: Write the linking verb in the center link of each chain below. Then write the words that it links on either side.




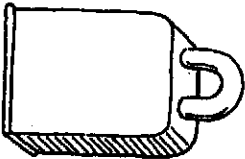

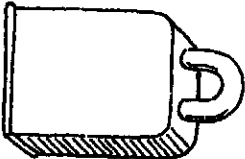

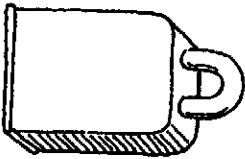

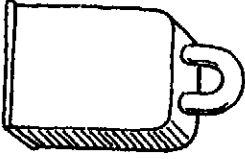

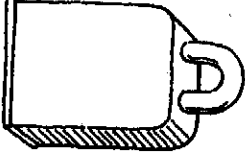




Unlock Prefixes and Root Words

Some words have prefixes. The prefix is attached to the beginning of a root word.

EXAMPLE: **unlock** prefix = **un** root word = **lock**

Look in your book for words that contain a prefix and root word. Write the prefix on the key and the root word in the lock. Then guess the definition of the word. The first one has been done for you.

	Prefix	Root Word	Definition
1.			<p style="text-align: center;"><i>to put in the wrong place</i></p> <hr/> <hr/>
2.			<hr/> <hr/>
3.			<hr/> <hr/>
4.			<hr/> <hr/>
5.			<hr/> <hr/>
6.			<hr/> <hr/>
7.			<hr/> <hr/>

Name _____ Date _____

Book Title _____

Topsy-Turvy Title

How many words can you create using the letters in your book's title? (If your title is very short, you can use the letters in the author's name as well.) First, guess how many words you can make. Then write the words on the lines and count how many you made.

I think I can make _____ words using the letters in the title.

My Side of
the Mountain
eye tan
not noted
dome fade
tummy distant
this them

_____	_____	_____
_____	_____	_____
_____	_____	_____
_____	_____	_____
_____	_____	_____
_____	_____	_____
_____	_____	_____
_____	_____	_____
_____	_____	_____
_____	_____	_____
_____	_____	_____
_____	_____	_____
_____	_____	_____
_____	_____	_____
_____	_____	_____
_____	_____	_____
_____	_____	_____
_____	_____	_____
_____	_____	_____
_____	_____	_____
_____	_____	_____

I made _____ words.

Name _____ Date _____

Book Title _____

Character Coat of Arms

Design a coat of arms for a character in your book. In each section of the shield below, draw a picture that shows something about the character.

