

# FICTION 5

## Independent Reading Contract





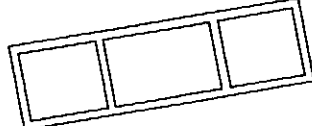


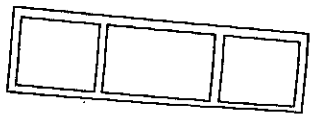
Book Title \_\_\_\_\_

This book was: (easy)    **1**    **2**    **3**    **4**    **5**    (difficult)

Complete the activities based on your independent reading book.

When you have finished an activity, check the box.

Activities marked with an asterisk \* have an activity sheet.

| Reading   | Writing  | Skills   | Art   |
|---|--|--|---|
| (Do all 4.)   | (Choose ____)  | (Choose ____)  | (Choose ____)   |
| <b>Beginning of Book</b><br>*How does the author describe the characters? Fill in the characterization chart.         | *Write an advice column.<br>               | *Make a vocabulary study chart.<br><b>word definition</b>  | Create a character quilt. Cut out paper squares. Decorate a square for each character and then tape them together.                                      |
| <b>Halfway Point</b><br>*Continue to fill in the characterization chart.  | *Create a poster about a character.<br>   | *Write sentences that use pairs of homophones.<br><b>here hear</b>   | Draw pictures to create a slide show of important settings from the book.   |
| <b>After Reading</b><br>*Add any additional information to the characterization chart. Share it with another student. | *Research and write about the author.<br> | *Think of antonyms for words in your book.<br> | Draw a comic strip that tells about the conflict in the story.<br> |
| <b>After Reading</b><br>*Complete a fiction conference form and schedule a conference with your teacher.              | *Write about the theme of the book.<br>   | *Think of alternate titles for your book.<br>  | Draw a comic strip that tells how the conflict was resolved.<br>   |

# Characterization Chart



A writer can reveal aspects of a character's personality in different ways. This is called characterization. Read the examples below, then look for different types of characterization in your book. Write an example of each type.

## The writer describes the character.

EXAMPLE: The giant was shy, kind, and generous.

---

---

---

## The character says or does something.

EXAMPLE: The giant blushed and said, "I knew you weren't feeling well, so I brought you some of my homemade lizard soup."

---

---

---

## Another character thinks or says something about the character.

EXAMPLE: The elf said to the giant, "You may be the most powerful creature in the forest, but you wouldn't hurt a fly."

---

---

---

Name \_\_\_\_\_ Date \_\_\_\_\_

Book Title \_\_\_\_\_

# Advice Column

Imagine that you write an advice column for a newspaper. Write a letter from the main character, describing the problem in the story. What would you advise the character to do? Write a letter explaining your solutions. You will need two copies of this sheet.

A large rectangular writing area with a dashed border and horizontal lines for writing. The lines are spaced evenly and cover most of the page's width and height, leaving margins at the top, bottom, and sides.

Name \_\_\_\_\_ Date \_\_\_\_\_

Book Title \_\_\_\_\_


# All About a Character

Choose an interesting character from your book. Imagine that you are the character and fill in the poster below. Use the information you know about the character to guess how he or she would fill in the blanks. Draw pictures in the boxes.

## Read All About \_\_\_\_\_!

Character's Name \_\_\_\_\_

This is what I look like:



Age: \_\_\_\_\_

Home: \_\_\_\_\_

Grade level or occupation: \_\_\_\_\_

Ambition in life: \_\_\_\_\_

Someone I admire: \_\_\_\_\_

Something I would change about myself: \_\_\_\_\_

An accomplishment I am proud of: \_\_\_\_\_

Special talent(s): \_\_\_\_\_

### Corner of Favorites


Favorite food: \_\_\_\_\_

Favorite movie: \_\_\_\_\_

Favorite song: \_\_\_\_\_

Favorite hobby: \_\_\_\_\_

A picture of my favorite person, place, or thing:



Name \_\_\_\_\_ Date \_\_\_\_\_

Book Title \_\_\_\_\_

# All About the Author

Look up information about the author of your book and fill in the blanks below. Then imagine that you are the author. How would you introduce yourself and what would you tell people about your life? Prepare a short speech and perform it for the class.

Name: \_\_\_\_\_

Born: \_\_\_\_\_ Still Alive/Died: \_\_\_\_\_

Birthplace: \_\_\_\_\_ Current hometown: \_\_\_\_\_

Important events in author's life: \_\_\_\_\_

\_\_\_\_\_  
\_\_\_\_\_

Important people in author's life: \_\_\_\_\_

\_\_\_\_\_  
\_\_\_\_\_

Hobbies: \_\_\_\_\_

\_\_\_\_\_  
\_\_\_\_\_

Other books by the same author: \_\_\_\_\_

\_\_\_\_\_  
\_\_\_\_\_

Author's thoughts about writing or about this particular book: \_\_\_\_\_

\_\_\_\_\_  
\_\_\_\_\_

Other interesting information: \_\_\_\_\_

\_\_\_\_\_  
\_\_\_\_\_

# Think About the Theme



The theme is the main idea or message of the whole book. It is different from the subject of the book. For example, the subject of a book could be baseball and the theme could be overcoming obstacles. A book may have more than one theme.

Answer the questions below to help you discover the theme of your book.

**What was the most important event in the story?**

---

---

**What did the main character learn from this event?**

---

---

**Did the main character change in any way? How?**

---

---

---

**What is important to the main character at the beginning of the book?  
At the end of the book?**

---

---

---

**Write a sentence or two about the theme of the book:**

---

---

---

---

Name \_\_\_\_\_ Date \_\_\_\_\_

Book Title \_\_\_\_\_

# Vocabulary Study Chart

Look in your book for words whose meanings you do not know. Write the words in the left-hand column. Look up the words in the dictionary and then write the definitions in the right-hand column. Cut out the chart. Then fold along the dotted line so that you can quiz yourself on the definitions without looking at them.

| Word | Definition |
|------|------------|
|      |            |
|      |            |
|      |            |
|      |            |
|      |            |
|      |            |

# Homophone Challenge

A homophone is a word that sounds the same as another word but has a different meaning or spelling. Can you think of any homophone pairs? Look through your book for words that are part of a homophone pair. Write each homophone, then write one sentence that uses both homophones.

**here**  
**hear**

Homophones: hear \_\_\_\_\_ here \_\_\_\_\_  
Sentence: It's hard to hear in here! \_\_\_\_\_

Homophones: \_\_\_\_\_  
Sentence: \_\_\_\_\_

Homophones: \_\_\_\_\_  
Sentence: \_\_\_\_\_

Homophones: \_\_\_\_\_  
Sentence: \_\_\_\_\_

Homophones: \_\_\_\_\_  
Sentence: \_\_\_\_\_

Homophones: \_\_\_\_\_  
Sentence: \_\_\_\_\_

Homophones: \_\_\_\_\_  
Sentence: \_\_\_\_\_

Homophones: \_\_\_\_\_  
Sentence: \_\_\_\_\_



Name \_\_\_\_\_ Date \_\_\_\_\_

Book Title \_\_\_\_\_

# Antonyms All Around

Antonyms are words with opposite meanings. Look for words in your book and then try to think of an antonym for each. Write the word on the left-hand page of the book below and the antonym on the right.

| Word  | Antonym |
|-------|---------|
| _____ | _____   |
| _____ | _____   |
| _____ | _____   |
| _____ | _____   |
| _____ | _____   |
| _____ | _____   |
| _____ | _____   |
| _____ | _____   |
| _____ | _____   |
| _____ | _____   |
| _____ | _____   |
| _____ | _____   |
| _____ | _____   |
| _____ | _____   |
| _____ | _____   |
| _____ | _____   |
| _____ | _____   |
| _____ | _____   |
| _____ | _____   |
| _____ | _____   |
| _____ | _____   |
| _____ | _____   |
| _____ | _____   |

Ready-to-Use Independent Reading Management Kit: Grades 4-6 Scholastic Professional Books

# Title Time

Think of other titles the author might have used for this book. Write a title on each book cover, making sure to capitalize the appropriate words. (A general rule is to capitalize all words except conjunctions, prepositions, and articles. Only capitalize a conjunction, preposition, or article if it is the first or last word in the title or if it's four or more letters long. EXAMPLES: *Gone With the Wind*, *A House Is a House for Me*)

